

# Remove pre-installed Apps on Android

If you want to completely uninstall an app from your Android panel instead of just disabling it, then follow the below steps.

**Note:** This method does not require root access, however, you need access to a laptop or a PC to follow this method.

**Step 1.** Download the official **ADB tools** from [here](https://dl.google.com/android/repository/platform-tools-latest-windows.zip), or other source and then extract them to an easily accessible location on your PC, for example desktop.

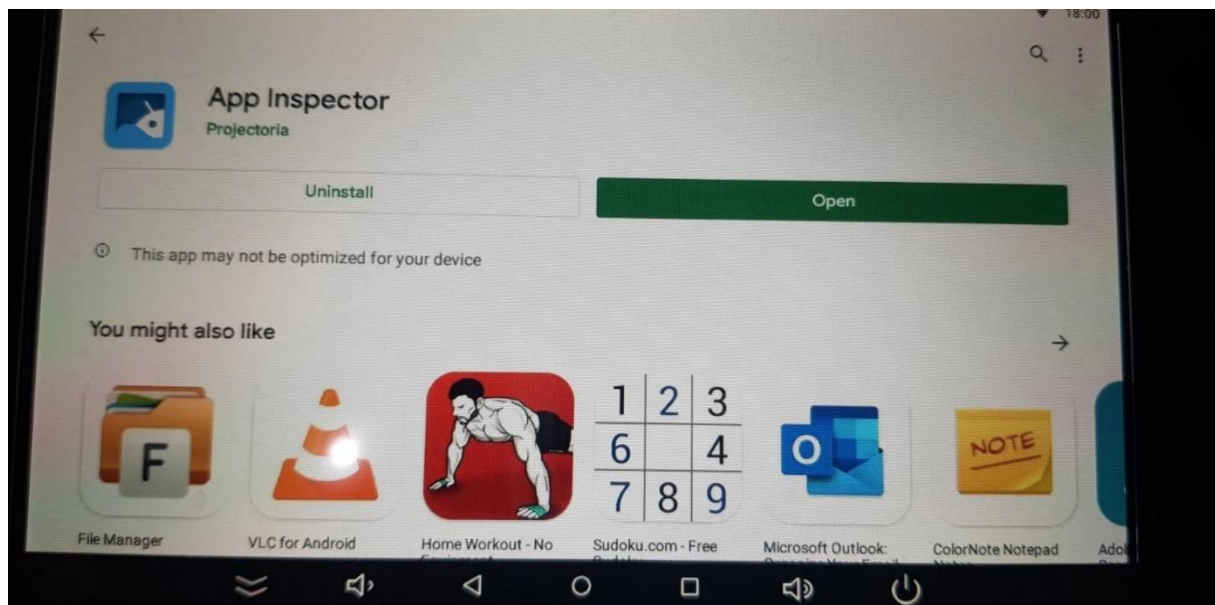
<https://dl.google.com/android/repository/platform-tools-latest-windows.zip>

**Step 2.** Go to “Settings” and navigate to the developer options on your device. Turn it on.

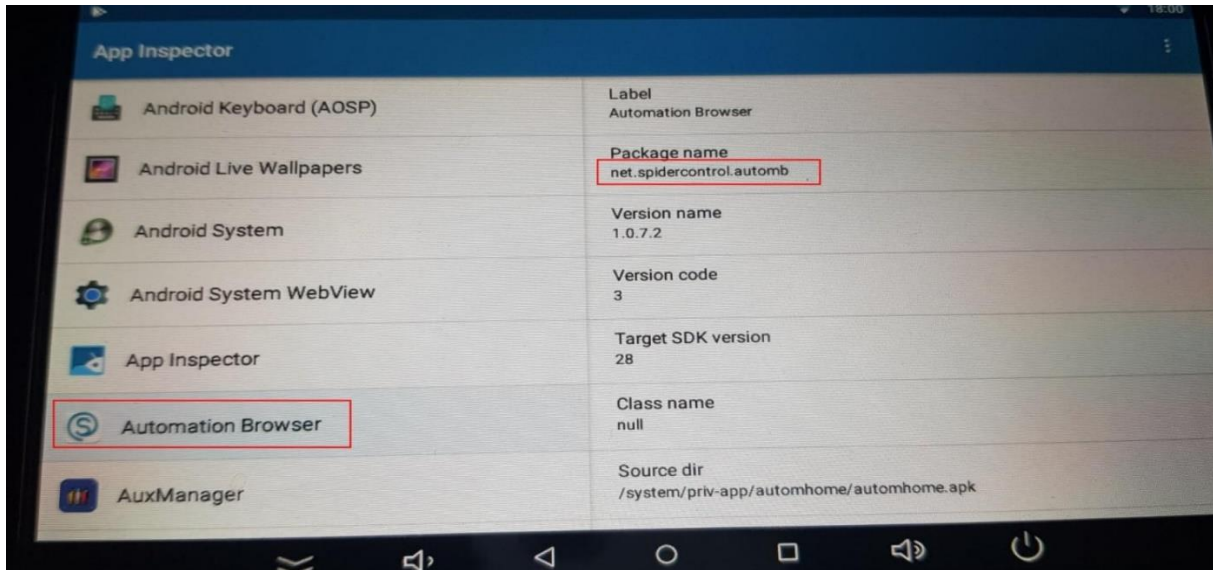
**Step 3.** “Developer Options” From there, navigate to the USB debugging option and then enable it.

**Step 4.** Now connect your Android device to your PC using your USB cable. (Make sure that the “**File Transfer**” mode is selected and USB mode is switched to “**Connect to PC**” or another cases to “**Device**” (It depends on android version you are using))

**Step 5.** Download the **App inspector** app on your Android device. If it’s not possible, download it to your PC and transfer it to Android panel via usb cable. Install and open.



**Step 6.** Open the app and then select the pre-installed app or the bloatware you want to uninstall from the list of installed apps on your device and then note down the **package name** of the app.



**Step 7.** Open a command prompt or a Windows PowerShell window and redirect it to a folder where you have extracted ADB tools in first step. When you have done that, type in commands one by one:

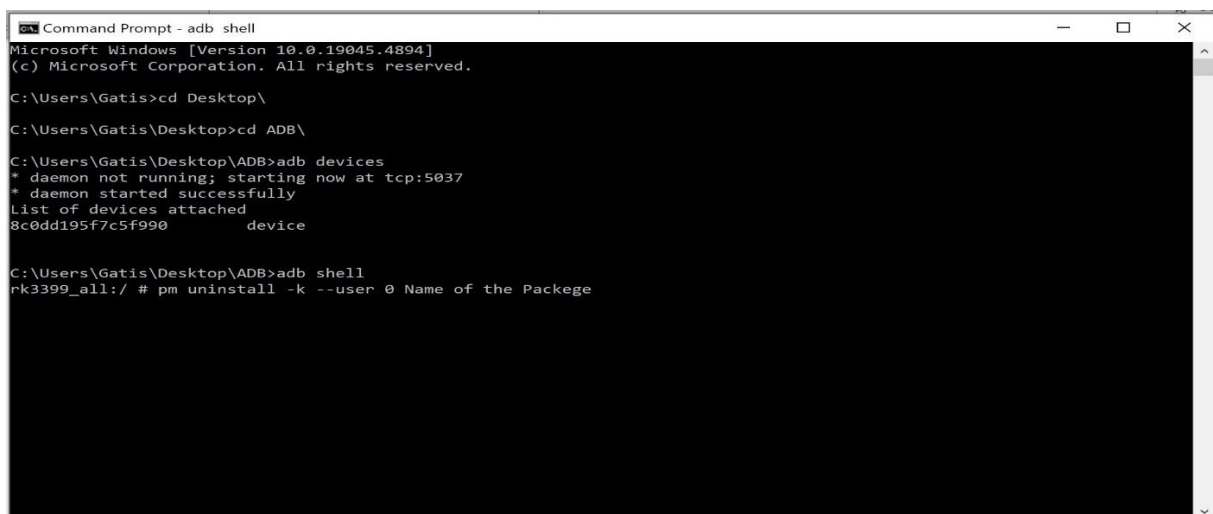
```
adb devices
```

```
adb shell
```

```
pm uninstall -k --user 0 "name of the package"
```

For example, to uninstall the Automation Browser app from your Android device just type:

```
pm uninstall -k --user 0 net.spidercontrol.automb
```



Once you have followed the steps in the above method, the app you have selected will be uninstalled and removed from your Android device. While it will not be available for use on your device, you can always install the app from the Google Play Store or by installing an APK on your device if you change your mind. The app will also be restored if you ever perform a factory reset on your device.

**Note:** Be careful not to uninstall any essential apps as it might affect the functionality of your device. If you are not sure what an app does, it is better not to uninstall the app.

*Autic Systems AS*